


Report in Accordance with BFRC Guidelines and Regulations

Energy Rating Performance of Windows & Doors

CONFIDENTIAL

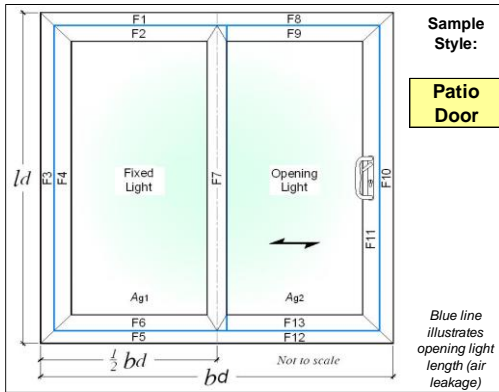
Report reference:	U25-001-2
Prepared for:	Aanco (UK) Ltd t/a Made For Trade Wellington House, Wynyard Avenue, Wynyard Billingham. TS22 5TB
Product Description:	Cortizo 4700 Patio Door
Date:	14 March 2025
Prepared by:	Sue Peatey BFRC Technical Officer  Approved Simulator S166

This document is confidential and remains the property of British Fenestration Rating Council Ltd (BFRC). This report shall not be reproduced except in full without the approval of BFRC.

This report is not a UK Approved Body or UKAS accredited report and would not be suitable for use in a Declaration of Performance or in support of UKCA Marking. This report is only valid in conjunction with a BFRC licence application.

The results in this report relate only to the products calculated from technical drawings received and do not necessarily relate to samples from the production line of the above named company. This report does not constitute in any way a warranty or representation to the performance or quality of the said product. The above named company has supplied all technical specifications. BFRC and its representatives accept no liability for misuse of this report.

5 BFRC Spreadsheet



Report Number: **U25-001-2** Issue 2.7: 04/01/2016
 Report Date: **22 January 2025**
 Project Details: **Cortizo 4700 Patio door.**

THIS SPREADSHEET IS THE PROPERTY OF THE BFRC AND CAN ONLY BE USED IN CONJUNCTION WITH A BFRC LICENCE APPLICATION

Input Values:
 Yellow input, green intermediary, blue finals X' DP is no. of decimal places to enter

Parameter	Symbol	Units
Total door height ODP	l_d	2180 mm
Total door width ODP	b_d	2000 mm

Frame offset: **No**

Nominal 4mm etc to **ODP**, others **1DP**

Glazing dimensions and properties:

Thickness of pane 1	6	mm
Pane 1/2 distance	16	mm
Gas fill (1/2)	Argon 90%	
Thickness of pane 2	6	mm
Complete next 3 cells for TG IGU		
Pane 2/3 distance		mm
Gas fill (2/3)		
Thickness of pane 3		mm
Glazing Trans. - 3DP	U_g 1.190	W/(m ² ·K)
g-value - 2DP	g_{\perp} 0.73	

Thermal transmittance of door from hot box test
 U_{d-2dp} **1.190** W/(m²·K)

Frame dimensions: All frame values to nearest 1mm, gaskets to 1DP	Frame heights, (b _i)	Without gasket (mm)	Gasket protrusion (mm)	With gasket (mm)	Total (mm)
F1 + F2 left head rail	F1 left fixed head	47	n/a	47.0	113.0
	F2 left opening head	66	0.0	66.0	
F3 + F4 left jamb	F3 left fixed jamb	47	n/a	47.0	106.0
	F4 left opening jamb	59	0.0	59.0	
F5 + F6 left threshold	F5 left fixed threshold	47	n/a	47.0	111.0
	F6 left opening threshold	64	0.0	64.0	
F7 Meeting Stile	F7 Meeting Stile	47	0.0	47.0	
F8 + F9 right head rail	F8 right fixed head	47	n/a	47.0	113.0
	F9 right opening head	66	0.0	66.0	
F10 + F11 right jamb	F10 right fixed jamb	47	n/a	47.0	106.0
	F11 right opening jamb	59	0.0	59.0	
F12 + F13 right threshold	F12 right fixed threshold	47	n/a	47.0	111.0
	F13 right opening threshold	64	0.0	64.0	
Total gasket area				0	m ²

Door Dimensions:

Section	Length (m)	Width (m)	Area	
			No gasket (m ²)	With gasket (m ²)
Left Fixed Light	1.9560	0.8705	1.7027	1.7027
Right Opening light	1.9560	0.8705	1.7027	1.7027
Total glazing, A_g			3.4054	3.4054
Frame	(m)	(m)	(m ²)	(m ²)
F1	1.0000	0.0470	0.0459	0.0459
F2	0.9530	0.0660	0.0602	0.0602
F3	2.1800	0.0470	0.1003	0.1003
F4	2.0860	0.0590	0.1192	0.1192
F5	1.0000	0.0470	0.0459	0.0459
F6	0.9530	0.0640	0.0584	0.0584
F7	2.0860	0.0470	0.0950	0.0950
F8	1.0000	0.0470	0.0459	0.0459
F9	0.9530	0.0660	0.0602	0.0602
F10	2.1800	0.0470	0.1003	0.1003
F11	2.0860	0.0590	0.1192	0.1192
F12	1.0000	0.0470	0.0459	0.0459
F13	0.9530	0.0640	0.0584	0.0584
Total Frame			0.9546	0.9546
Total door, A_d			4.3600	4.3600
Percentage left light glass area			39.05%	39.05%
Percentage right light glass area			39.05%	39.05%
Percentage glass area (total)			78.11%	78.11%
Solar Factor, g-value:			F_d 0.9	g_d 0.51

Where a U_d value from hot box testing is available, no L_i^{2D} or L_{ψ}^{2D} values need to be entered

Frame conductance: All L values to **4DP**. All b values to **ODP**

Section	L_i^{2D}	W/(m·K)	b_i (mm)	L_{ψ}^{2D}	W/(m·K)	b_j (mm)
F3 + F4 left jamb	0.5464	190	0.6146	190		
F5 + F6 left threshold	0.5610	190	0.6297	190		
F7 Meeting Stile	0.7135	380	0.8618	380		
F8 + F9 right head rail	0.5856	190	0.6507	190		
F10 + F11 right jamb	0.5632	190	0.6283	190		
F12 + F13 right threshold	0.5788	190	0.6437	190		

Frame:

Section	Frame width, b_i (m)	Frame U-value, U_i (W/(m ² ·K))	Frame area (no gaskets), A_i (m ²)	Frame heat flow, H_U (W/K)	Linear trans., ψ (W/(m·K))	Linear length, l_g (m)	Junction heat flow, H_{ψ} (W/K)
F1 + F2 left head rail	0.1130	3.3135	0.1061	0.3515	0.0385	0.8705	0.0335
F3 + F4 left jamb	0.1060	3.3068	0.2195	0.7258	0.0380	1.9560	0.0743
F5 + F6 left threshold	0.1110	3.2894	0.1042	0.3429	0.0385	0.8705	0.0335
F7 Meeting Stile	0.0470	6.8457	0.0950	0.6503	0.0879	1.9560	0.1718
F8 + F9 right head rail	0.1130	3.4489	0.1061	0.3658	0.0349	0.8705	0.0304
F10 + F11 right jamb	0.1060	3.4653	0.2195	0.7606	0.0349	1.9560	0.0682
F12 + F13 right threshold	0.1110	3.4498	0.1042	0.3596	0.0347	0.8705	0.0302
Totals				0.9546	3.5565	Total	0.4419

Other parameters needed for calculation, taken from simulations:

$d_p = d_g = 0.028$ m
 $\lambda_p = 0.035$ W/(m·K) $R_{se} = 0.04$ m²·K/W $R_{se} = 0.13$ m²·K/W
 $R_p = 0.8000$ m²·K/W $R_{tot} = 0.9700$ m²·K/W $U_p = 1.0309$ W/(m²·K)

U_{door}

No bars; or attached bars	1.85	W/(m²·K)
Single cross bar in IGU	1.9	
Multiple cross bar in IGU	2.0	
Glazing bar (Georgian bar)	2.2	

Air Leakage loss:

Air leakage at 50 Pa per hour & per unit length of opening light (BS 6375-1) - **2DP**

Opening light length	10.0700 m	Total air leakage	1.28 m ³ /(m·h)
L_{50}	2.96 m ³ /(m ² ·h)	Heat loss = 0.0165 L_{50}	0.05 W/(m ² ·K)

Energy Door
Energy Index

-18

Door Rating

C

BFRC Rating
kWh/(m²·yr)

- ≥ 20 **A** ++
- >10 to 20 **A** +
- 0 to <10 **A**
- 10 to <-0 **B**
- 20 to <-10 **C** ✓
- 30 to <-20 **D**
- 50 to <-30 **E**

BFRC Rating =
218.6g_d - 68.5 x (U_d + Effective L₅₀) = **-17.65**

Climate zone is: **UK**

Thermal transmittance, W/(m ² ·K)	U_{door} 1.8
Solar factor	g_{door} 0.51
Door air leakage heat loss, W/(m ² ·K)	L_{factor} 0.05

Simulator Name: **Sue Peatey**

BFRC

BFRC Certified Simulator No

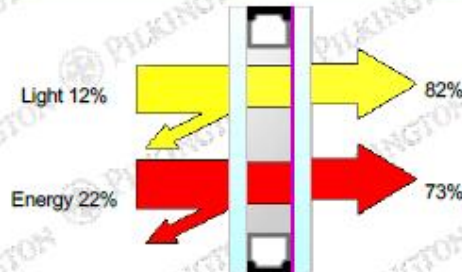
S166

6 BS EN 673 Spreadsheet

Version 12 18/06/2015. Calculations according to BS EN 673:2011

Number of spaces		Help																		
1																				
		Spaces		1																
Glazing orientation		Vertical		P a n e 1	90%	P a n e 2														
Resistivity panes		1					m·K/W													
		Outside																		
		Calculate						Gas												
						Argon														
		Thickness (mm)		6.0		16		6.0												
		Normal emissivity				0.89		0.05												
		$\sum d_j \cdot r_j =$		0.012		Uncoated														
For uncoated surfaces input 0.89 for normal emissivity, which corresponds to a corrected emissivity of 0.837																				
External, R_{se}		0.04		$(m^2 \cdot K)/W$																
Internal, R_{si}		0.13		$(m^2 \cdot K)/W$																
Iteration number		U value		$\sum 1/h_s$		λ_{eff}		ΔT												
		$W/(m^2 \cdot K)$		$(m^2 \cdot K)/W$		$W/(mK)$														
1		1.190		0.65864		0.0243		15												
2		1.190		0.65864		0.0243		15												

8 G-Value Data



DESCRIPTION

Position	Product	Process	Thickness (nominal) mm	Weight kg/m ²
Pilkington Insulight™ Therm				
Glass 1	Pilkington Optiwhite™	Annealed	6.0	
Cavity 1	Argon (90%)		16.0	
Glass 2	Pilkington K Glass™ S	Annealed	6.0	
Product Code	6w-16Ar-KS6		28.0	30.00

PERFORMANCE

Light			Energy		
Transmittance	LT	82%	Direct Transmittance	ET	61%
	UV %	38%	Reflectance	ER	22%
Reflectance Out	LR out	12%	Absorptance	EA	17%
Reflectance In	LR in	12%	Total Transmittance	g	73%
Performance Code			Shading Coefficient Total		0.84
U _g -value/Light/Energy		1.2 / 82 / 73	Shading Coefficient Shortwave		0.71
Ra		98	Sound Reduction	R _w (C; C ₂) dB	31 (-1; -4)
The values of some of characteristics are displayed as NPD. This stands for No Performance Determined.			Thermal Transmittance	W/m ² K	1.2

Carbon Footprint		
GWP	kgCO ₂ e/m ²	48
Global Warming Potential (GWP) values derived from the Life Cycle Assessment (LCA) that underpins the third-party-verified product Environmental Product Declarations (EPDs). They are declared for modules A1 to A3; the scope of the EPDs is cradle-to-grave and module D in accordance with the requirements of Product Category Rules EN 15804:2012+A2:2019/AC:2021 and EN17074:2019. As noted in the EPD, indicators for modules A1 to A3 should not be used without considering indicators for module C.		

Pilkington Spectrum allows you to combine a wide range of products available from Pilkington and determine their key properties such as light transmittance, g value and U value. The program includes restrictions that prevent some combinations being selected that may be considered unwise or impractical. Even with these restrictions, it is still possible to create product combinations that may not be available from your supplier. Please check with your supplier that your chosen product combination is possible, available in the sizes required and in a timescale appropriate to your project. Furthermore, it is essential that you check that your product combination is appropriate for satisfying local, regional, national and other project-specific requirements.

Calculations are made according to EN standards 410 and 673/12898

Pilkington Spectrum Version UK:7.4.1

04/03/2025

