



MADE FOR
trade

VISO FOLD 1000 BI-FOLDING DOORS QUOTE REQUEST

Full Name: _____ Company: _____

Address: _____


Postcode: _____

Telephone: _____ Fax: _____

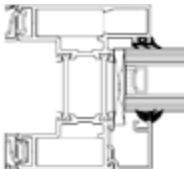
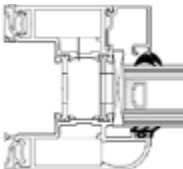
Mobile: _____ Email: _____

Installation Postcode: _____ Job Reference: _____

If no postcode is provided, standard reinforcement will be specified.

Indicate opening sashes	Width: _____	Height: _____ including cill	Notes:
			
Viewed from the outside			
Minimum sash width: 700mm. Maximum sash width: 1200mm. Max height: 2500mm			

Standard colours	
<input type="checkbox"/> White gloss (9910)	<input type="checkbox"/> Grey matt (7016) <input type="checkbox"/> Black matt (9005)
<input type="checkbox"/> Grey matt external (7016) / White gloss internal (9910)	
Special colours RAL / BS + finish	
External RAL/BS colours:	Internal RAL/BS colour:
<input type="checkbox"/> Satin <input type="checkbox"/> Matt <input type="checkbox"/> Gloss	<input type="checkbox"/> Satin <input type="checkbox"/> Matt <input type="checkbox"/> Gloss

Sash profiles:	
 <input type="checkbox"/> Square	 <input type="checkbox"/> Round

Threshold
<input type="checkbox"/> Low (DV171) Open in <input type="checkbox"/> Standard (DV14) <input type="checkbox"/> Low (DV271) Open out <input type="checkbox"/> Integrated 176mm cill & threshold (DV176) <ul style="list-style-type: none"> • 20mm add on unavailable with DV176 • PAS24 unavailable with low threshold options <input type="checkbox"/> Open in (Open in not available with DV176) <input type="checkbox"/> Open out

Cill
(please choose 'none' if DV176 threshold required):
<input type="checkbox"/> None <input type="checkbox"/> 85mm
<input type="checkbox"/> 150mm <input type="checkbox"/> 190mm
Frame extender
<input type="checkbox"/> 20mm <input type="checkbox"/> 42mm
<input type="checkbox"/> Top
<input type="checkbox"/> Left <input type="checkbox"/> Right
Trickle vent (s)
<input type="checkbox"/> 1 <input type="checkbox"/> 2 <input type="checkbox"/> 3
Frame extender required for trickle vents 2500 mm² airflow per vent

Glazed: (28mm units)
<input type="checkbox"/> 4mm Toughened=1.2 U Value <input type="checkbox"/> 4mm Toughened=1.0 U Value <input type="checkbox"/> 6.8mm Laminated=1.2 U Value <input type="checkbox"/> Unglazed
Furniture
<input type="checkbox"/> White <input type="checkbox"/> Black <input type="checkbox"/> Chrome <input type="checkbox"/> Grey* (Grey not available on PAS24)
Outside access required
<input type="checkbox"/> (Door without traffic door)
PAS24 upgrade
<input type="checkbox"/>

Delivery
<input type="checkbox"/> Assembled <input type="checkbox"/> Kit form
Note:
Please ensure that the purchasing company have sufficient able bodied representatives available at the delivery address to assist with the offloading of the products. If this is not met you may be charged for re-delivery of both product and glass

Email quote to: sales@madefortrade.co

Tel: 01642 610799